




LABORATORY SECTOR

MICROSCOPE



Kalstein®

A different accompaniment, at your service



OUR SERVICES

Benefits and Support

In Kalstein France, we take care of the full satisfaction of our customers, that is why we provide value-added services of the highest level based on our experience.



Online Inductions and Trainings

In any part of the world, receive your induction or training from our specialized team of engineers



Quick Response

Our work team is always available to response all your consults or questions, in order to support you in any situation.



#Letsgivemore

Thanks to your purchase, a donation will be made to a non-profit foundation that fights against breast cancer and helps most vulnerable communities.



Technical Support

Enjoy of personalized advice for the correct preventive and corrective maintenance of your equipment, thanks to Kalstein's manuals and articles, special catalogues and video tutorials.



Delivery Logistics

We take care of all the necessary logistics for the dispatch of your goods, whether is by sea, land or air.




Kalstein Worldwide

With more than 25 years growing with our customers, Kalstein's multifomat and modern content, is now present in more than 10 countries and increasing.



MICROSCOPE



Portable Microscope



Biological Microscope

YR05786

7" LCD Biological + USB Portable Dual Lens Digital Microscope, 2.0M

YR05786 is the best economical LCD microscope, which has dual optical microscope system, support both prepared slide view under biological microscope up to 40x-1600x, and skin, stone, jewelry, insects etc. quick view under portable microscope up to 1.5x-50x. It is the best tool & toys for student to check everything under microscope, especially when it comes with prepared slide set & experiment kit in a portable carry case.

YR05786 has a 7" LCD screen, which can show micros image from both biological microscope & portable microscope, switch images source by one touch key under screen. You can take picture or video easily by touching the key, and save them into TF card which support max 32G. The digital camera can output real time image by USB to computer, with supplied measure software, you can do measure, analysis work in Win10 or iMac system.



#Letsgivemore 

Thanks to your purchase, a donation will be made to a non-profit foundation that fights against breast cancer and helps most vulnerable communities.



All rights reserved © KALSTEIN France S. A. S.,
2 Rue Jean Lantier • 75001 Paris •
+33 1 78 95 87 89 / +33 6 80 76 07 10 •
<https://kalstein.eu>
KALSTEIN FRANCE, S. A. S



KALSTEIN® Microscope

7" LCD Biological, USB Portable Dual Sense Digital Microscope 2.0M

Model YR05786



YR05783
Trinocular, 30°Inclined , USB Portable



YR05785
Trinocular, 30°Inclined, USB Portable



YR05786
Teaching Head 45°+90°Inclined



YR05784
Teaching, 45°+90°Inclined



#Letsgivemore ♥

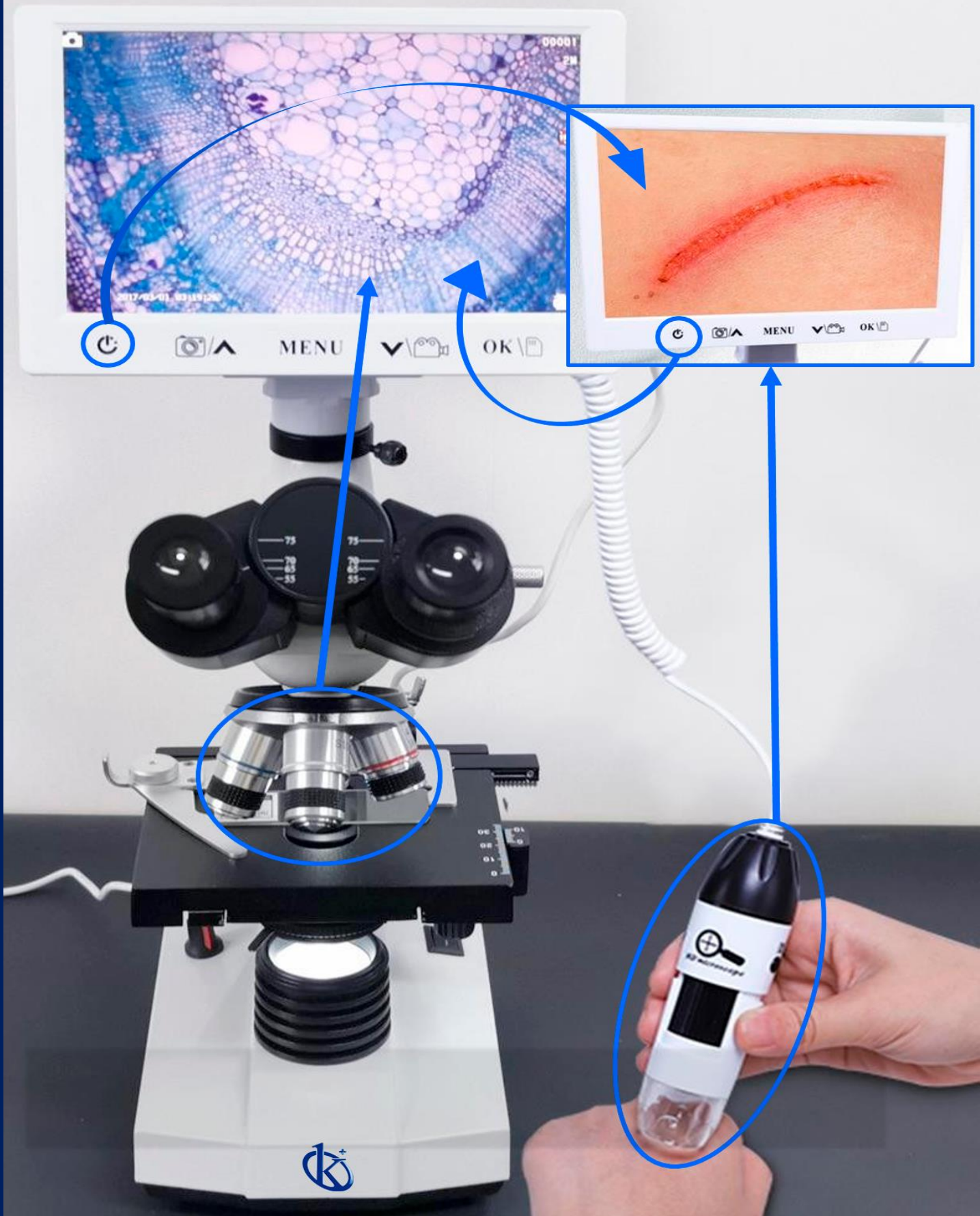
Thanks to your purchase, a donation will be made to a non-profit foundation that fights against breast cancer and helps most vulnerable communities.



All rights reserved © KALSTEIN France S. A. S.,
2 Rue Jean Lantier • 75001 Paris •
+33 1 78 95 87 89 / +33 6 80 76 07 10 •
<https://kalstein.eu>
KALSTEIN FRANCE, S. A. S



MICROSCOPE



One Key Switch

Micro Image Shown On 7" LCD Screen Between Biological & Portable Microscope



#Letsgivemore 

Thanks to your purchase, a donation will be made to a non-profit foundation that fights against breast cancer and helps most vulnerable communities.



All rights reserved © KALSTEIN France S. A. S.,
2 Rue Jean Lantier • 75001 Paris •
+33 1 78 95 87 89 / +33 6 80 76 07 10 •
<https://kalstein.eu>
KALSTEIN FRANCE, S. A. S



7" LCD Screen

With Touch Buttons to Take Photo, Video, Set Up, or Review



KALSTEIN® Microscope

7" LCD Biological, USB Portable Dual Sense Digital Microscope 2.0M

Model YR05786



USB Portable Microscope

Not Limited By The Height Of The Object, It Is More Convenient To Move And Observe



Hair Follicle



Skin Hygiene



Spoilage Of Fruits & Vegetables



Animal & Plant Epidermis



Antique Jade




Metal Circuit

MICROSCOPE

View on Mobile Phone

Real-time Network Sharing Of Images On Mobile Phones Support Android & HarmonyOS System



USB2.0 Output to Win/iMac Computer

Professional Image Processing Software

Real-time Transmission Of Computer Display, Can Take Pictures, Video, Store, And Measure

MICROSCOPE



Seidentopf Trinocular Head


With Wide-angle Eyepiece, Adjustable Interpupillary Distance, Adjustable Refraction



MICROSCOPE

Excellent Optical Lens

Ultra-clear Focusing System Increase The Image Quality & Supply Wide Field Of View



Achromatic Objective

4x, 10x, 40x, 100x Objective Lens

Mechanical Stage

Double Layer Working Stage With Slide Holder, Size 115x125mm

LED Illumination

Using High-power LED Light Source, Equipped With Double Lens + Abbe Condenser Design, The Light Source Is Both Focused And Symmetrical

MICROSCOPE



Abbe Condenser



Adjustable Diopter



Coaxial Coarse & Fine Focus



Quadruple Nosepiece



Hand-held



7" LCD Screen



Wide Field Eyepiece



Double Layer Mechanical Stage



Double Lens LED Illumination



Beauty Skin Care

Skin Texture, Mites, Heavy Metals, Mineral Oil



Aquaculture

Germes, Algae, Parasites, Water Quality



Pet Hospital

Canine Parvovirus, Germes, Parasites



Biological test

Biochemical Test Research
Composition, Deterioration



Inspection And Quarantine

Virus, Hygiene



Institutions Of Higher Learning

Research, Teaching, Experiment

YR05786 Series LCD Biological Microscope

LCD Biological Microscope YR05786. Series



YR05783



YR05782



YR05785

LCD Screen	7"	9"	10.5" Touch Screen Tablet
Digital Camera	2.0M + 1.3M	5.0M	8.0M
Control	Touch Button	USB Mouse & Keyboard	Touch Screen USB Mouse & Keyboard
Measure	PC Measure Software	Built-in HDMI Measure PC Measure Software	Built-in HDMI Measure
Output	USB to Computer, Mobile Phone	USB to Computer	HDMI, USB to U Disk, LAN, WIFI, Bluetooth
Storage	Micro SD Card	TF Card	16G Memory
C-Mount	0.3x	0.5x	1.0x
Eyepiece	WF10x, WF16	WF10x, WF16x	WF10x Dia.30mm
Objective	Achromatic 4x10x40x100x	Achromatic 4x10x40x100x	Achromatic 4x10x40x100x
Optical Magnification	40x-1600x	40x-1600x	40x-1000x
Magnification on LCD	36.72x~918x	78.8x-1970x	121.2x-3030x
Working Stage	115x125mm/30x75mm	140x140mm/50x75mm	142x132mm/50x75mm
Dimension	13*18*46cm	18*22*57cm	20*28*58cm
Package	1pc / 1ctn, 30*20*40cm, G.W. 5Kg, 0.0240CBM	1pc / 1ctn, 33*28*55cm, G.W. 9Kg, 0.0508CBM	1pc / 1ctn, 53*33*54cm, G.W. 11.5Kg, 0.0922CBM
Features	Handheld Microscope Experiment Kit, Carry Bag	Upgradeable To -Plan Objective -DF,PH,PL,FL	Touch Screen Android Pad With Measure Software, Upgradeable To -Infinity Plan Objective -DF,PH,PL,FL
Application	School,	Hospital, Laboratory	Hospital, Laboratory



YR05786 7" LCD Biological + USB Portable Dual Lens Digital Microscope, 5.0M		YR05784	YR05785	YR05786	YR05783
Head	Teaching Head, 45°+90° Inclined, 360° Rotatable	o	O		
	Binocular Head, 30° Inclined, 360° Rotatable				
	Trinocular Head, 30° Inclined, 360° Rotatable			o	o
LCD Camera	7" IPS LCD Screen Resolution 800x480				
Sensor	1/2.75" CMOS				
Resolution	2.0M 1920x1080p, With 0.3x C-Mount				
Pixel Size	2.8x2.8um				
Frame Rate	30 fps				
Output	USB 2.0, Output to LCD, PC or Mobile Phone				
Power	DC5V/2A, Power Port 3.5/1.35 DC				
Storage	Micro SD Card Slot, Support Class 10 Max32G				
LCD Menu	One Key Switch Image From Main Camera & Hand-held Camera				
	One Key Take Photo, Video, Record, Save to SD Card				
	Set Color, Contrast, White Balance Auto/Manual Adjust				
	Set Photo/ Video Resolution Adjust, Mic On/Off to Record Voice With Video				
	Set Date, Time				
	Choose Language: Chinese, Traditional Chinese, English, Japanese, France, Germany, Korea, Russia, Italy, Portuguese, Spanish, Arabic				
	Playback Photo, Video				
PC Software	CD With Measuring Software Strange View, Support Win/iMac Computer, Support Language Chinese, English, Russia, Ukraine				
Hand-held	USB Portable Digital Microscope 1.3M, 1.5x-25x	-	o	-	o
Eyepiece	WF10x, WF16x				
Nosepiece	Quadruple Nosepiece, Ball Bearing Inner Locating				
Objective	Achromatic 4x,10x,40x(s), 100x(s, oil)				
Working Stage	Double Layer Mechanical Stage 115*125mm				
Focusing	Coaxial Coarse & Fine Focus Knob, Coarse Focusing Range 20mm				
Condenser	Abbe Condenser N.A.1.25, With Iris Diaphragm Filter				
Light Source	LED, Brightness Adjustable				
Accessory	Prepared Slide 10pcs in Box, Experiment Kit, Mobile Phone Connector Power Adapter Power Cord USB Cable Softwar e CD				
Packing	Hand Carry Box + Master Carton				







Kalstein®

A different accompaniment, at your service

#LETSGIVEMORE 

**WITH THE
ACQUISITION
OF A KALSTEIN
EQUIPMENT**

YOU MAKE A CONTRIBUTION TO:



Fundación
Jacinto Convit

<https://www.jacintoconvit.org/>



<https://onetreepanted.org>



Humatem

Solidarité et coopération
biomédicale

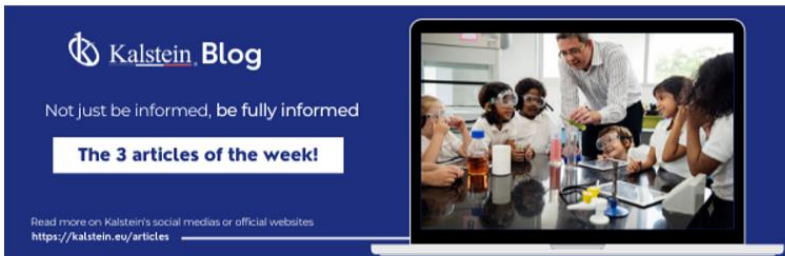
<https://www.humatem.org/>



**MANIAPURE
FOUNDATION USA**

<https://www.maniapurefoundation.org/>

Articles Kalstein
(Social Networks and Official Websites)



Kalstein Blog
Not just be informed, be fully informed
The 3 articles of the week!
Read more on Kalstein's social medias or official websites
<https://kalstein.eu/articles>



PARIS - FRANCE
HEADQUARTER
2 Rue Jean Lantier
75001 Paris - France

Tlf: +33 (0) 01 78 95 87 89
Cel: +33 (0) 6 80 76 07 10
sales@kalstein.eu

<https://kalstein.eu/>
<https://www.kalstein.fr/>



1
Read this ARTICLE NOW
How does the climate affect your microscope?
Article of the week:
How does the climate affect your microscope?
Read more on Kalstein's social medias or official websites
<https://kalstein.eu/articles>



2
Read this ARTICLE NOW
What is the importance of the laboratory refrigerator?
Article of the week:
What is the importance of the laboratory refrigerator?
Read more on Kalstein's social medias or official websites
<https://kalstein.eu/articles>

Kalstein Training Videos
(Youtube Channel and Official Websites)



Kalstein France - Jacinto Convit Foundation / Alliances
23 views • 3 years ago



Kalstein's Microscopes
445 views • 1 week ago

